

# FORM NO. MGT-7

[Pursuant to sub-Section(1) of section 92 of the Companies Act, 2013 and sub-rule (1) of rule 11of the Companies (Management and Administration) Rules, 2014]



सत्यमेव जयते

# Annual Return (other than OPCs and Small Companies)

Form language  English  Hindi

Refer the instruction kit for filing the form.

## I. REGISTRATION AND OTHER DETAILS

(i) \* Corporate Identification Number (CIN) of the company

Global Location Number (GLN) of the company

\* Permanent Account Number (PAN) of the company

(ii) (a) Name of the company

(b) Registered office address

BAJAJ AUTO LIMITED  
MUMBAI-PUNE ROAD, AKURDI  
PUNE  
Pune  
Maharashtra  
411025

(c) \*e-mail ID of the company

(d) \*Telephone number with STD code

(e) Website

(iii) Date of Incorporation

| (iv) | Type of the Company | Category of the Company   | Sub-category of the Company   |
|------|---------------------|---------------------------|-------------------------------|
|      | Public Company      | Company limited by shares | Indian Non-Government company |

(v) Whether company is having share capital  Yes  No

(vi) \*Whether shares listed on recognized Stock Exchange(s)  Yes  No

(b) CIN of the Registrar and Transfer Agent

Name of the Registrar and Transfer Agent

Registered office address of the Registrar and Transfer Agents

(vii) \*Financial year From date  (DD/MM/YYYY) To date  (DD/MM/YYYY)(viii) \*Whether Annual general meeting (AGM) held  Yes  No(a) If yes, date of AGM (b) Due date of AGM (c) Whether any extension for AGM granted  Yes  No**II. PRINCIPAL BUSINESS ACTIVITIES OF THE COMPANY**\*Number of business activities 

| S.No | Main Activity group code | Description of Main Activity group | Business Activity Code | Description of Business Activity                     | % of turnover of the company |
|------|--------------------------|------------------------------------|------------------------|--|------------------------------|
| 1    | J                        | Information and communication      | J8                     | Other information & communication service activities | 100                          |

**III. PARTICULARS OF HOLDING, SUBSIDIARY AND ASSOCIATE COMPANIES (INCLUDING JOINT VENTURES)**\*No. of Companies for which information is to be given 

| S.No | Name of the company   | CIN / FCRN            | Holding/ Subsidiary/Associate/ Joint Venture | % of shares held |
|------|-----------------------|-----------------------|--|------------------|
| 1    | BAJAJ FINSERV LIMITED | L65923PN2007PLC130075 | Holding                                      | 100              |

**IV. SHARE CAPITAL, DEBENTURES AND OTHER SECURITIES OF THE COMPANY****(i) \*SHARE CAPITAL**

(a) Equity share capital

| Particulars                               | Authorised capital | Issued capital | Subscribed capital | Paid up capital |
|---|--------------------|----------------|--------------------|-----------------|
| Total number of equity shares             | 5,000,000          | 2,500,000      | 2,500,000          | 2,500,000       |
| Total amount of equity shares (in Rupees) | 50,000,000         | 25,000,000     | 25,000,000         | 25,000,000      |

Number of classes

| Class of Shares                           | Authorised capital | Issued capital | Subscribed capital | Paid up capital |
|---|--------------------|----------------|--------------------|-----------------|
| <b>EQUITY</b>                             |                    |                |                    |                 |
| Number of equity shares                   | 5,000,000          | 2,500,000      | 2,500,000          | 2,500,000       |
| Nominal value per share (in rupees)       | 10                 | 10             | 10                 | 10              |
| Total amount of equity shares (in rupees) | 50,000,000         | 25,000,000     | 25,000,000         | 25,000,000      |

**(b) Preference share capital**

| Particulars                                   | Authorised capital | Issued capital | Subscribed capital | Paid-up capital |
|---|--------------------|----------------|--------------------|-----------------|
| Total number of preference shares             | 0                  | 0              | 0                  | 0               |
| Total amount of preference shares (in rupees) | 0                  | 0              | 0                  | 0               |

Number of classes

0

| Class of shares                               | Authorised capital | Issued capital | Subscribed capital | Paid up capital |
|---|--------------------|----------------|--------------------|-----------------|
|   |                    |                |                    |                 |
| Number of preference shares                   |                    |                |                    |                 |
| Nominal value per share (in rupees)           |                    |                |                    |                 |
| Total amount of preference shares (in rupees) |                    |                |                    |                 |

**(c) Unclassified share capital**

| Particulars                         | Authorised Capital |
|-------------------------------------|--------------------|
| Total amount of unclassified shares | 0                  |

**(d) Break-up of paid-up share capital**

| Class of shares                               | Number of shares |       |         | Total nominal amount | Total Paid-up amount | Total premium |
|---|------------------|-------|---------|----------------------|----------------------|---------------|
|   | Physical         | DEMAT | Total   |                      |                      |               |
| <b>Equity shares</b>                          |                  |       |         |                      |                      |               |
| <b>At the beginning of the year</b>           | 2,500,000        | 0     | 2500000 | 25,000,000           | 25,000,000           |               |
| <b>Increase during the year</b>               | 0                | 0     | 0       | 0                    | 0                    | 0             |
| i. Public Issues                              | 0                | 0     | 0       | 0                    | 0                    | 0             |
| ii. Rights issue                              | 0                | 0     | 0       | 0                    | 0                    | 0             |
| iii. Bonus issue                              | 0                | 0     | 0       | 0                    | 0                    | 0             |
| iv. Private Placement/ Preferential allotment | 0                | 0     | 0       | 0                    | 0                    | 0             |

|  |           |   |         |            |            |   |
|--|-----------|---|---------|------------|------------|---|
| v. ESOPs                                     | 0         | 0 | 0       | 0          | 0          | 0 |
| vi. Sweat equity shares allotted             | 0         | 0 | 0       | 0          | 0          | 0 |
| vii. Conversion of Preference share          | 0         | 0 | 0       | 0          | 0          | 0 |
| viii. Conversion of Debentures               | 0         | 0 | 0       | 0          | 0          | 0 |
| ix. GDRs/ADRs                                | 0         | 0 | 0       | 0          | 0          | 0 |
| x. Others, specify<br><input type="text"/>   |           |   |         |            |            |   |
| <b>Decrease during the year</b>              | 0         | 0 | 0       | 0          | 0          | 0 |
| i. Buy-back of shares                        | 0         | 0 | 0       | 0          | 0          | 0 |
| ii. Shares forfeited                         | 0         | 0 | 0       | 0          | 0          | 0 |
| iii. Reduction of share capital              | 0         | 0 | 0       | 0          | 0          | 0 |
| iv. Others, specify<br><input type="text"/>  |           |   |         |            |            |   |
| <b>At the end of the year</b>                | 2,500,000 | 0 | 2500000 | 25,000,000 | 25,000,000 |   |
| <b>Preference shares</b>                     |           |   |         |            |            |   |
| <b>At the beginning of the year</b>          | 0         | 0 | 0       | 0          | 0          |   |
| <b>Increase during the year</b>              | 0         | 0 | 0       | 0          | 0          | 0 |
| i. Issues of shares                          | 0         | 0 | 0       | 0          | 0          | 0 |
| ii. Re-issue of forfeited shares             | 0         | 0 | 0       | 0          | 0          | 0 |
| iii. Others, specify<br><input type="text"/> |           |   |         |            |            |   |
| <b>Decrease during the year</b>              | 0         | 0 | 0       | 0          | 0          | 0 |
| i. Redemption of shares                      | 0         | 0 | 0       | 0          | 0          | 0 |
| ii. Shares forfeited                         | 0         | 0 | 0       | 0          | 0          | 0 |
| iii. Reduction of share capital              | 0         | 0 | 0       | 0          | 0          | 0 |
| iv. Others, specify<br><input type="text"/>  |           |   |         |            |            |   |
| <b>At the end of the year</b>                | 0         | 0 | 0       | 0          | 0          |   |

ISIN of the equity shares of the company

(ii) Details of stock split/consolidation during the year (for each class of shares)

0

| Class of shares              |                      | (i) | (ii) | (iii) |
|------------------------------|----------------------|-----|------|-------|
| Before split / Consolidation | Number of shares     |     |      |       |
|                              | Face value per share |     |      |       |
| After split / Consolidation  | Number of shares     |     |      |       |
|                              | Face value per share |     |      |       |

(iii) Details of shares/Debentures Transfers since closure date of last financial year (or in the case of the first return at any time since the incorporation of the company) \*

Nil

[Details being provided in a CD/Digital Media]

Yes

No

Not Applicable

Separate sheet attached for details of transfers

Yes

No

Note: In case list of transfer exceeds 10, option for submission as a separate sheet attachment or submission in a CD/Digital Media may be shown.

|  |   |  |                      |
|--|---|--|----------------------|
| Date of the previous annual general meeting        | <input type="text" value="19/07/2021"/> |  |                      |
| Date of registration of transfer (Date Month Year) | <input type="text"/>                    |  |                      |
| Type of transfer                                   | <input type="text"/>                    | 1 - Equity, 2- Preference Shares,3 - Debentures, 4 - Stock |                      |
| Number of Shares/ Debentures/ Units Transferred    | <input type="text"/>                    | Amount per Share/ Debenture/Unit (in Rs.)                  | <input type="text"/> |
| Ledger Folio of Transferor                         | <input type="text"/>                    |  |                      |
| Transferor's Name                                  | <input type="text"/>                    | <input type="text"/>                                       | <input type="text"/> |
|  | Surname                                 | middle name  | first name           |
| Ledger Folio of Transferee                         | <input type="text"/>                    |  |                      |

|                   |                      |                      |                      |
|-------------------|----------------------|----------------------|----------------------|
| Transferee's Name | <input type="text"/> | <input type="text"/> | <input type="text"/> |
|                   | Surname              | middle name          | first name           |

|  |                      |
|--|----------------------|
| Date of registration of transfer (Date Month Year) | <input type="text"/> |
|--|----------------------|

|                  |                      |  |
|------------------|----------------------|--|
| Type of transfer | <input type="text"/> | 1 - Equity, 2- Preference Shares,3 - Debentures, 4 - Stock |
|------------------|----------------------|--|

|   |                      |   |                      |
|---|----------------------|---|----------------------|
| Number of Shares/ Debentures/ Units Transferred | <input type="text"/> | Amount per Share/ Debenture/Unit (in Rs.) | <input type="text"/> |
|---|----------------------|---|----------------------|

|                            |                      |
|----------------------------|----------------------|
| Ledger Folio of Transferor | <input type="text"/> |
|----------------------------|----------------------|

|                   |                      |                      |                      |
|-------------------|----------------------|----------------------|----------------------|
| Transferor's Name | <input type="text"/> | <input type="text"/> | <input type="text"/> |
|                   | Surname              | middle name          | first name           |

|                            |                      |
|----------------------------|----------------------|
| Ledger Folio of Transferee | <input type="text"/> |
|----------------------------|----------------------|

|                   |                      |                      |                      |
|-------------------|----------------------|----------------------|----------------------|
| Transferee's Name | <input type="text"/> | <input type="text"/> | <input type="text"/> |
|                   | Surname              | middle name          | first name           |

**(iv) \* Debentures (Outstanding as at the end of financial year)**

| Particulars                   | Number of units | Nominal value per unit | Total value |
|-------------------------------|-----------------|------------------------|-------------|
| Non-convertible debentures    | 0               | 0                      | 0           |
| Partly convertible debentures | 0               | 0                      | 0           |
| Fully convertible debentures  | 0               | 0                      | 0           |
| <b>Total</b>                  |                 |                        | 0           |

**Details of debentures**

| Class of debentures           | Outstanding as at the beginning of the year | Increase during the year | Decrease during the year | Outstanding as at the end of the year |
|-------------------------------|---|--------------------------|--------------------------|---------------------------------------|
| Non-convertible debentures    | 0   | 0                        | 0                        | 0                                     |
| Partly convertible debentures | 0   | 0                        | 0                        | 0                                     |
| Fully convertible debentures  | 0   | 0                        | 0                        | 0                                     |

**(v) Securities (other than shares and debentures)**

0

| Type of Securities | Number of Securities | Nominal Value of each Unit | Total Nominal Value | Paid up Value of each Unit | Total Paid up Value |
|--------------------|----------------------|----------------------------|---------------------|----------------------------|---------------------|
|                    |                      |                            |                     |                            |                     |
|                    |                      |                            |                     |                            |                     |
| Total              |                      |                            |                     |                            |                     |

**V. \*Turnover and net worth of the company (as defined in the Companies Act, 2013)**

**(i) Turnover**

878,990,052

**(ii) Net worth of the Company**

351,202,157.15

**VI. (a) \*SHARE HOLDING PATTERN - Promoters**

| S. No. | Category                                | Equity           |            | Preference       |            |
|--------|---|------------------|------------|------------------|------------|
|        |   | Number of shares | Percentage | Number of shares | Percentage |
| 1.     | Individual/Hindu Undivided Family       |                  |            |                  |            |
|        | (i) Indian                              | 0                | 0          | 0                |            |
|        | (ii) Non-resident Indian (NRI)          | 0                | 0          | 0                |            |
|        | (iii) Foreign national (other than NRI) | 0                | 0          | 0                |            |
| 2.     | Government                              |                  |            |                  |            |
|        | (i) Central Government                  | 0                | 0          | 0                |            |
|        | (ii) State Government                   | 0                | 0          | 0                |            |
|        | (iii) Government companies              | 0                | 0          | 0                |            |
| 3.     | Insurance companies                     | 0                | 0          | 0                |            |
| 4.     | Banks                                   | 0                | 0          | 0                |            |
| 5.     | Financial institutions                  | 0                | 0          | 0                |            |

|     |   |           |     |   |   |
|-----|---|-----------|-----|---|---|
| 6.  | Foreign institutional investors         | 0         | 0   | 0 |   |
| 7.  | Mutual funds                            | 0         | 0   | 0 |   |
| 8.  | Venture capital                         | 0         | 0   | 0 |   |
| 9.  | Body corporate<br>(not mentioned above) | 2,500,000 | 100 | 0 |   |
| 10. | Others                                  | 0         | 0   | 0 |   |
|     | <b>Total</b>                            | 2,500,000 | 100 | 0 | 0 |

**Total number of shareholders (promoters)**

7

**(b) \*SHARE HOLDING PATTERN - Public/Other than promoters**

| S. No. | Category                                | Equity           |            | Preference       |            |
|--------|---|------------------|------------|------------------|------------|
|        |   | Number of shares | Percentage | Number of shares | Percentage |
| 1.     | Individual/Hindu Undivided Family       |                  |            |                  |            |
|        | (i) Indian                              | 0                | 0          | 0                |            |
|        | (ii) Non-resident Indian (NRI)          | 0                | 0          | 0                |            |
|        | (iii) Foreign national (other than NRI) | 0                | 0          | 0                |            |
| 2.     | Government                              |                  |            |                  |            |
|        | (i) Central Government                  | 0                | 0          | 0                |            |
|        | (ii) State Government                   | 0                | 0          | 0                |            |
|        | (iii) Government companies              | 0                | 0          | 0                |            |
| 3.     | Insurance companies                     | 0                | 0          | 0                |            |
| 4.     | Banks                                   | 0                | 0          | 0                |            |
| 5.     | Financial institutions                  | 0                | 0          | 0                |            |
| 6.     | Foreign institutional investors         | 0                | 0          | 0                |            |
| 7.     | Mutual funds                            | 0                | 0          | 0                |            |
| 8.     | Venture capital                         | 0                | 0          | 0                |            |
| 9.     | Body corporate<br>(not mentioned above) | 0                | 0          | 0                |            |
| 10.    | Others                                  | 0                | 0          | 0                |            |



|  |              |   |   |   |   |
|--|--------------|---|---|---|---|
|  | <b>Total</b> | 0 | 0 | 0 | 0 |
|--|--------------|---|---|---|---|

**Total number of shareholders (other than promoters)**

0

**Total number of shareholders (Promoters+Public/  
Other than promoters)**

7

**VII. \*NUMBER OF PROMOTERS, MEMBERS, DEBENTURE HOLDERS  
(Details, Promoters, Members (other than promoters), Debenture holders)**

| Details                           | At the beginning of the year | At the end of the year |
|-----------------------------------|------------------------------|------------------------|
| Promoters                         | 7                            | 7                      |
| Members<br>(other than promoters) | 0                            | 0                      |
| Debenture holders                 | 0                            | 0                      |

**VIII. DETAILS OF DIRECTORS AND KEY MANAGERIAL PERSONNEL**

**(A) \*Composition of Board of Directors**

| Category                                 | Number of directors at the beginning of the year |               | Number of directors at the end of the year |               | Percentage of shares held by directors as at the end of year |               |
|--|--|---------------|--|---------------|--|---------------|
|  | Executive  | Non-executive | Executive                                  | Non-executive | Executive  | Non-executive |
| <b>A. Promoter</b>                       | 0  | 0             | 0  | 0             | 0  | 0             |
| <b>B. Non-Promoter</b>                   | 1  | 2             | 1  | 2             | 0  | 0             |
| (i) Non-Independent                      | 1  | 2             | 1  | 2             | 0  | 0             |
| (ii) Independent                         | 0  | 0             | 0  | 0             | 0  | 0             |
| <b>C. Nominee Directors representing</b> | 0  | 0             | 0  | 0             | 0  | 0             |
| (i) Banks & FIs                          | 0  | 0             | 0  | 0             | 0  | 0             |
| (ii) Investing institutions              | 0  | 0             | 0  | 0             | 0  | 0             |
| (iii) Government                         | 0  | 0             | 0  | 0             | 0  | 0             |
| (iv) Small share holders                 | 0  | 0             | 0  | 0             | 0  | 0             |
| (v) Others                               | 0  | 0             | 0  | 0             | 0  | 0             |
| <b>Total</b>                             | 1  | 2             | 1  | 2             | 0  | 0             |

**Number of Directors and Key managerial personnel (who is not director) as on the financial year end date**

3

**(B) (i) \*Details of directors and Key managerial personnel as on the closure of financial year**

| Name              | DIN/PAN  | Designation        | Number of equity share(s) held | Date of cessation (after closure of financial year : If any) |
|-------------------|----------|--------------------|--------------------------------|--|
| RAJAGOPALAN       | 02997795 | Director           | 0                              |  |
| ANISH PRAFUL AMIN | 00070679 | Director           | 0                              |  |
| DEVANG PRAVIN MOE | 07794726 | Whole-time directo | 0                              |  |

**(ii) Particulars of change in director(s) and Key managerial personnel during the year**

0

| Name | DIN/PAN | Designation at the beginning / during the financial year | Date of appointment/ change in designation/ cessation | Nature of change (Appointment/ Change in designation/ Cessation) |
|------|---------|--|---|--|
|      |         |  |   |  |

**IX. MEETINGS OF MEMBERS/CLASS OF MEMBERS/BOARD/COMMITTEES OF THE BOARD OF DIRECTORS****A. MEMBERS/CLASS /REQUISITIONED/NCLT/COURT CONVENED MEETINGS**

Number of meetings held

2

| Type of meeting      | Date of meeting | Total Number of Members entitled to attend meeting | Attendance                 |                         |
|----------------------|-----------------|--|----------------------------|-------------------------|
|                      |                 |  | Number of members attended | % of total shareholding |
| ANNUAL GENERAL MEETI | 19/07/2021      | 7  | 7                          | 100                     |
| EXTRA ORDINARY GENE  | 24/11/2021      | 7  | 7                          | 100                     |

**B. BOARD MEETINGS**

\*Number of meetings held

4

| S. No. | Date of meeting | Total Number of directors associated as on the date of meeting | Attendance                   |                 |
|--------|-----------------|--|------------------------------|-----------------|
|        |                 |  | Number of directors attended | % of attendance |
| 1      | 26/04/2021      | 3  | 3                            | 100             |
| 2      | 19/07/2021      | 3  | 3                            | 100             |
| 3      | 25/10/2021      | 3  | 3                            | 100             |
| 4      | 17/01/2022      | 3  | 3                            | 100             |

**C. COMMITTEE MEETINGS**

Number of meetings held

0

| S. No. | Type of meeting | Date of meeting | Total Number of Members as on the date of the meeting | Attendance                 |                 |
|--------|-----------------|-----------------|---|----------------------------|-----------------|
|        |                 |                 |   | Number of members attended | % of attendance |
| 1      |                 |                 |   |                            |                 |

**D. \*ATTENDANCE OF DIRECTORS**

| S. No. | Name of the director | Board Meetings   |                             |                 | Committee Meetings                                       |                             |                 | Whether attended AGM held on |
|--------|----------------------|--|-----------------------------|-----------------|--|-----------------------------|-----------------|------------------------------|
|        |                      | Number of Meetings which director was entitled to attend | Number of Meetings attended | % of attendance | Number of Meetings which director was entitled to attend | Number of Meetings attended | % of attendance |                              |
|        |                      |  |                             |                 |  |                             |                 |                              |
| 1      | RAJAGOPALA           | 3  | 3                           | 100             | 0  | 0                           | 0               | Yes                          |
| 2      | ANISH PRAFUL         | 3  | 3                           | 100             | 0  | 0                           | 0               | Yes                          |
| 3      | DEVANG PRAV          | 3  | 3                           | 100             | 0  | 0                           | 0               | Yes                          |

**X. \*REMUNERATION OF DIRECTORS AND KEY MANAGERIAL PERSONNEL**

Nil

Number of Managing Director, Whole-time Directors and/or Manager whose remuneration details to be entered

1

| S. No. | Name          | Designation  | Gross Salary | Commission | Stock Option/<br>Sweat equity | Others    | Total Amount |
|--------|---------------|--------------|--------------|------------|-------------------------------|-----------|--------------|
| 1      | DEVANG PRAVIN | WHOLE TIME D | 82,968,272   | 0          | 18,314,359                    | 2,274,000 | 103,556,631  |
|        | Total         |              | 82,968,272   | 0          | 18,314,359                    | 2,274,000 | 103,556,631  |

Number of CEO, CFO and Company secretary whose remuneration details to be entered

0

| S. No. | Name  | Designation | Gross Salary | Commission | Stock Option/<br>Sweat equity | Others | Total Amount |
|--------|-------|-------------|--------------|------------|-------------------------------|--------|--------------|
| 1      |       |             |              |            |                               |        | 0            |
|        | Total |             |              |            |                               |        |              |

Number of other directors whose remuneration details to be entered

0

| S. No. | Name  | Designation | Gross Salary | Commission | Stock Option/<br>Sweat equity | Others | Total Amount |
|--------|-------|-------------|--------------|------------|-------------------------------|--------|--------------|
| 1      |       |             |              |            |                               |        | 0            |
|        | Total |             |              |            |                               |        |              |

**XI. MATTERS RELATED TO CERTIFICATION OF COMPLIANCES AND DISCLOSURES**

\* A. Whether the company has made compliances and disclosures in respect of applicable provisions of the Companies Act, 2013 during the year  Yes  No

B. If No, give reasons/observations

**XII. PENALTY AND PUNISHMENT - DETAILS THEREOF**

(A) DETAILS OF PENALTIES / PUNISHMENT IMPOSED ON COMPANY/DIRECTORS /OFFICERS  Nil

| Name of the company/ directors/ officers | Name of the court/ concerned Authority | Date of Order | Name of the Act and section under which penalised / punished | Details of penalty/ punishment | Details of appeal (if any) including present status |
|--|--|---------------|--|--------------------------------|---|
|  |  |               |  |                                |   |

(B) DETAILS OF COMPOUNDING OF OFFENCES  Nil

| Name of the company/ directors/ officers | Name of the court/ concerned Authority | Date of Order | Name of the Act and section under which offence committed | Particulars of offence | Amount of compounding (in Rupees) |
|--|--|---------------|---|------------------------|-----------------------------------|
|  |  |               |   |                        |                                   |

**XIII. Whether complete list of shareholders, debenture holders has been enclosed as an attachment**

Yes  No

**XIV. COMPLIANCE OF SUB-SECTION (2) OF SECTION 92, IN CASE OF LISTED COMPANIES**

In case of a listed company or a company having paid up share capital of Ten Crore rupees or more or turnover of Fifty Crore rupees or more, details of company secretary in whole time practice certifying the annual return in Form MGT-8.

Name

Suraj Padhiyar

Whether associate or fellow

Associate  Fellow

Certificate of practice number

4752

**I/We certify that:**

(a) The return states the facts, as they stood on the date of the closure of the financial year aforesaid correctly and adequately.

(b) Unless otherwise expressly stated to the contrary elsewhere in this Return, the Company has complied with all the provisions of the Act during the financial year.

### Declaration

I am Authorised by the Board of Directors of the company vide resolution no. ...  dated

(DD/MM/YYYY) to sign this form and declare that all the requirements of the Companies Act, 2013 and the rules made thereunder in respect of the subject matter of this form and matters incidental thereto have been complied with. I further declare that:

1. Whatever is stated in this form and in the attachments thereto is true, correct and complete and no information material to the subject matter of this form has been suppressed or concealed and is as per the original records maintained by the company.
2. All the required attachments have been completely and legibly attached to this form.

**Note: Attention is also drawn to the provisions of Section 447, section 448 and 449 of the Companies Act, 2013 which provide for punishment for fraud, punishment for false statement and punishment for false evidence respectively.**

#### To be digitally signed by

Director

RAJAGO  
PALAN

DIN of the director

02997795

#### To be digitally signed by

SURAJ  
GOPILAL  
PADHIYAR

- Company Secretary  
 Company secretary in practice

Membership number

Certificate of practice number

#### Attachments

1. List of share holders, debenture holders
2. Approval letter for extension of AGM;
3. Copy of MGT-8;
4. Optional Attachment(s), if any

Attach

Attach

Attach

Attach

#### List of attachments

Shareholders-MGT-7-Attachment.pdf  
BFSH Transfer Details-Signed.pdf  
Form MGT-8\_2022\_BFS Health.pdf  
UDIN Details\_Form MGT-7\_2022\_BFS He

Remove attachment

Modify

Check Form

Prescrutiny

Submit

**This eForm has been taken on file maintained by the Registrar of Companies through electronic mode and on the basis of statement of correctness given by the company**



**Form No. MGT-8**

[Pursuant to section 92(2) of the Companies Act, 2013 and Rule 11 (2) of Companies (Management and Administration) Rules, 2014]

**CERTIFICATE BY A COMPANY SECRETARY IN PRACTICE**

I have examined the registers, records and books and papers of **Bajaj Finserv Health Limited** (the Company) as required to be maintained under the Companies Act, 2013 (the Act) and the Rules made thereunder for the financial year ended on March 31, 2022. In my opinion and to the best of my information and according to the examinations carried out by me and explanations furnished to me by the company, its officers and agents, I certify that:


- A. the Annual Return states the facts as at the close of the aforesaid financial year correctly and adequately.
- B. during the aforesaid financial year, the Company has:
1. complied with provisions of the Act and Rules made there under in respect of its status under the Act subject to following points;
  2. complied with provisions of the Act and Rules made there under in respect of maintenance of registers/records and making entries therein within the time prescribed therefor;
  3. complied with provisions of the Act and Rules made there under, in respect of filing of forms and returns as stated in the annual return, with the Registrar of Companies, Pune which were filed within the prescribed time. The company has not filed any forms or returns with Regional Director, Central Government, the Tribunal, Court or other authorities, except those mentioned above during the year under review.
  4. complied with provisions of the Act and rules made there under in respect of calling, convening and holding of meetings of Board of Directors and of members of the Company on due dates as stated in the annual return in respect of which meetings, proper notices were given and, the proceedings have been properly recorded in the Minute Book/registers maintained for the purpose and the same have been signed. During the year under review, the company did not have any separate committee of Board of Directors. Further the Company has passed requisite circular resolution in compliance with the relevant provisions of the Act and the Company has not passed any resolution by postal ballot.





5. not closed its Register of Members/Security holders, as the case may be, during the financial year ended March 31, 2022.
6. not advanced/ given loans to any of its directors and/or persons or firms or companies referred in section 185 of the Act, during the financial year ended March 31, 2022;
7. entered into the contracts/ arrangement that were made at arm's-length and in ordinary course of business and complied with the provisions of section 188 of the Act, wherever applicable;
8. complied with provisions of the Act & Rules made there under in respect of transfer of share during the year under review.

Further, the Company has not issued or allotted or transmitted or bought back any of its securities during the year under review and the company does not have any preference share. The company has not altered or reduced its share capital nor converted any of its shares / securities or issued any security certificates during the financial year ended March 31, 2022;

9. not kept in abeyance the right to dividend as there were no such instances requiring the company to keep in abeyance the rights to dividend, rights share and bonus shares pending registration of transfer of shares;
10. not declared any dividend during the financial year ended March 31, 2022. Hence there were no instances of payment of dividend; transfer of unpaid/unclaimed dividend/other amounts as applicable to the Investor Education and Protection Fund in accordance with section 125 of the Act;
11. complied with provisions of the Act and Rules made there under in respect of signing of audited financial statement as per the provisions of section 134 of the Act and report of directors is as per sub - sections (3), (4) and (5) thereof;
12. not made any appointment/ re-appointments/ retirement/ filling up casual vacancies/ Key Managerial Personnel or directors during the year under review. The company has complied with respect to disclosures of the Directors and the remuneration paid to them;
13. complied with provisions of the Act and Rules made there under in respect of appointment of auditors as per the provisions of section 139 of the Act;
14. no instances requiring the company to take approval from the Central Government, Tribunal, Regional Director, Registrar, Court or such other authorities under the various provisions of the Act;
15. not accepted or renewed or repaid any deposits during the year under review;



16. not made any borrowings from its directors, members, public financial institutions, banks and others except from its Holding Company, during the year under review. Further, there were no instances requiring the Company to create/ modify / satisfy charge, during the year under review.
17. not made any investment or given any guarantee to other bodies corporate or persons, requiring the compliance of section 186 of the Act;
18. not made any alteration of the provisions of the Memorandum and/ or Articles of Association of the Company;

  
  
**Suraj G. Padhiyar**  
**Practicing Company Secretary**  
**M. No. F7078, CP. No. 4752**  
**UDIN: F007078D000979225**

**Date: 15/09/2022**

**Place: Pune**



| First Name   | Middle Name | Last Name | Folio Number | DPID-Client ID | Account Number | Number of Shares held | Class of Shares |
|--|-------------|-----------|--------------|----------------|----------------|-----------------------|-----------------|
| Bajaj Finserv Limited  |             |           | 01           |                |                | 2499994               | Equity Shares   |
| Bajaj Finserv Limited jointly with V Rajagopalan               |             |           | 08           |                |                |                       | 1 Equity Shares |
| Bajaj Finserv Limited jointly with Jayaraman Sridhar           |             |           | 09           |                |                |                       | 1 Equity Shares |
| Bajaj Finserv Limited jointly with Anish Amin                  |             |           | 10           |                |                |                       | 1 Equity Shares |
| Bajaj Finserv Limited jointly with Sreenivasan Sivasubramoniam |             |           | 11           |                |                |                       | 1 Equity Shares |
| Bajaj Finserv Limited jointly with Ranjit Gupta                |             |           | 12           |                |                |                       | 1 Equity Shares |
| Bajaj Finserv Limited jointly with Ganesh Mohan                |             |           | 14           |                |                |                       | 1 Equity Shares |

**To,  
Registrar of Companies,**

**Sir/ Madam,**

Following are the details of transfer of Equity Shares of Rs. 10/- each, of the company, during the financial year ending 31 March 2022, which were approved and registered by the Board of Directors in its board meeting held on 25 October 2021, in compliance of Articles of Association of the Company and all applicable provisions of the Companies Act, 2013:

| <b>Sr. No.</b> | <b>Folio No. Transfer or</b> | <b>Name of Transferor</b>                                | <b>Folio No. Transferee</b> | <b>Name of Transferee</b>                            | <b>Number of shares Transferred</b> |
|----------------|------------------------------|--|-----------------------------|--|-------------------------------------|
| 1              | 13                           | Bajaj Finserv Limited jointly with Sonal Ramanand Tiwari | 14                          | Bajaj Finserv Limited jointly with Shri Ganesh Mohan | 1                                   |
| <b>TOTAL</b>   |                              |  |                             |  | <b>1</b>                            |

**FOR BAJAJ FINSERV HEALTH LIMITED**

**V RAJAGOPALAN  
CHAIRMAN**

**BAJAJ FINSERV HEALTH LIMITED**

**Suraj G. Padhiyar**  
**B.Com. F.C.S.**



**Office:** 11B, Prasham Apartments,  
Next to Lakheri Maruti Mandir,  
Sr. No. 58, Rasta Peth, Pune - 411001  
**Ph:** 020-26050208  
**Email:** suraj@cspadhiyar.com

**Company Secretary**

Annexure to Form MGT-7 of "Bajaj Finserv Health Limited" for FY 2021-22

**UDIN for Form No. MGT-7**

|   |  |   |
|---|--|---|
| 1 | Membership Number  | F7078   |
| 2 | UDIN   | F007078D000979335   |
| 3 | Name of the Company                                      | BAJAJ FINSERV HEALTH LIMITED  |
| 4 | CIN of the Company                                       | U85320PN2019PLC185286   |
| 5 | Financial Year to which the Report /Certificate pertains | 2021-22   |
| 6 | Document Description                                     | Certification of Annual Return in Form MGT-7 under section 92(1) of the Companies Act, 2013 |
| 7 | Date of signing of document                              | 15/09/2022  |